



My Summer Review Packet



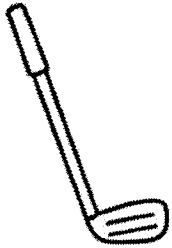
Name: _____

Name: _____




I Can Read Words! 2

Directions: Say the name for each picture.
Circle the word that matches the picture.



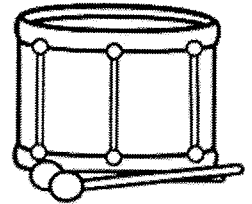
clap
club




flip
lip



glad
mad



dress
drum



smog
small




snap
snack



spin
stem




crib
crab



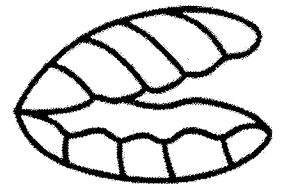
press
print



spot
swim



flag
frog





clam
clip

Name: _____

I Can Read Words! I

Directions: Say the name for each picture.
Circle the word that matches the picture.




pin

pig




map

mop




pen

pet




wag

wet




bet

bed




pug

pig




hut

hen




fog

fox




hut

hug




wig

rig



pot

pet





kit

pit


Name: _____

Beginning Sounds Picnic


Directions: Say each word. Circle the beginning sound.



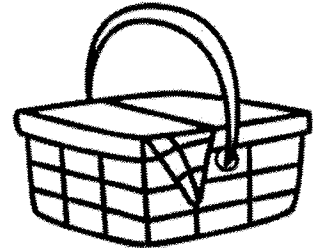
d r v




t w s




m a l



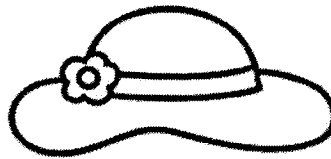
y b o




p w q




l r s




h z s



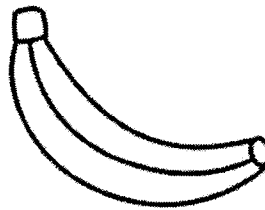
t v p




j d l




h a c




x b u



r w s



i r d



g w e




f s t



p k n

Name: _____



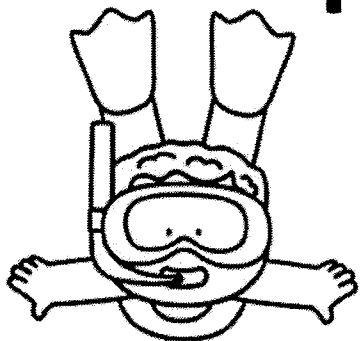
Penmanship Practice I

Directions: Write the lowercase letter on the line next to the uppercase letter.


Name: _____

Penmanship Practice 2

Directions: Write the uppercase letter on the line next to the lowercase letter.




a	b	c	
d	e	f	g
h	i	j	k
l	m	n	o
p	q	r	s
t	u	v	w
x	y	z	



Name: _____

Sentence Building I

Directions: Cut out the words and read them.
Shuffle and paste them to make a complete sentence.
Then write the sentence and color the picture.



--	--	--	--	--

go

hike.

on


Let's

a

Name: _____

Sentence Building 2

Directions: Cut out the words and read them.
Shuffle and paste them to make a complete sentence.
Then write the sentence and color the picture.




--	--	--	--	--

can We big! them make

Name: _____

Sentence Building 3

Directions: Cut out the words and read them.
Shuffle and paste them to make a complete sentence.
Then write the sentence and color the picture.



--	--	--	--	--

up.

want

dress


to

I

Name: _____



Real & Nonsense Words













Directions: Cut out the words, read and sort the bugs into the correct jar.

Real

Nonsense

Week 1: Day 4

© Annie Moffatt @ The Moffatt Girls

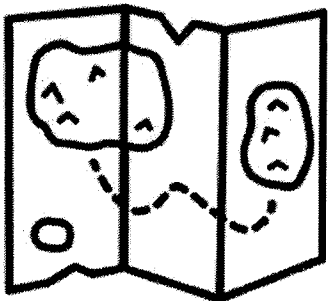
 nug	bat 	bap 	 nap	jug 
 rab	lig 	pen 	 hug	win 

Name: _____


I Can Write a CVC Word

Directions: Say the word. Sound it out to write the word on the lines.

①



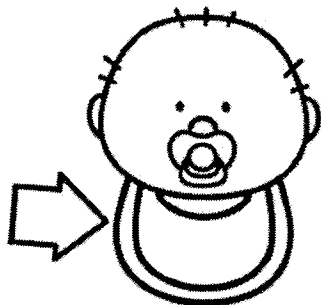
②



③



④




⑤




⑥




⑦



⑧




⑨




Name: _____


Count and Write


Directions: Count the bubbles and write the number.
































Name: _____

Number Words

Directions: Count the drops. Cut and paste to match.



one

two

three

four

five

six

seven

eight








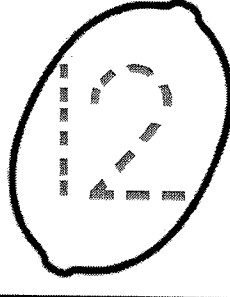





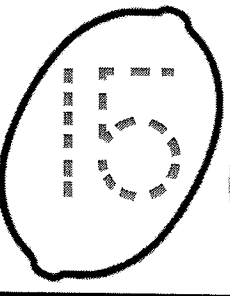





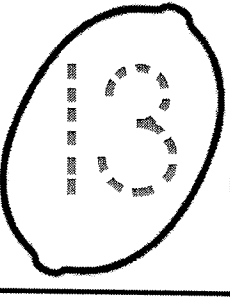





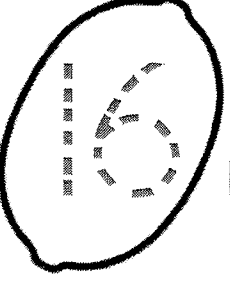




nine

ten


Name: _____

What Comes Next?

Directions: Trace dotted numbers and fill in the missing numbers.

Name: _____



Let's Measure Height!

Directions: Color the cubes to show the height of each object.
Write the number of cubes colored.

_____ cubes

A vertical stack of 6 rectangular cubes is shown on the left. To its right is a soft-serve ice cream cone with a scalloped top.

_____ cubes

A vertical stack of 6 rectangular cubes is shown on the left. To its right is a single ice cream bar with a rounded top and a stick.

_____ cubes

A vertical stack of 6 rectangular cubes is shown on the left. To its right is a bowl containing three small ice cream cones.

_____ cubes

A vertical stack of 6 rectangular cubes is shown on the left. To its right is a single cherry with a stem and a small leaf.

_____ cubes

A vertical stack of 6 rectangular cubes is shown on the left. To its right is a soft-serve ice cream cone with a pointed top.

_____ cubes

A vertical stack of 6 rectangular cubes is shown on the left. To its right is a cupcake with a scalloped top and a striped paper liner.

_____ cubes

A vertical stack of 6 rectangular cubes is shown on the left. To its right is a double-stick ice cream bar with two sticks.

_____ cubes

A vertical stack of 6 rectangular cubes is shown on the left. To its right is a soft-serve ice cream cone with a pointed top and a cross-hatch pattern on the cone.

_____ cubes


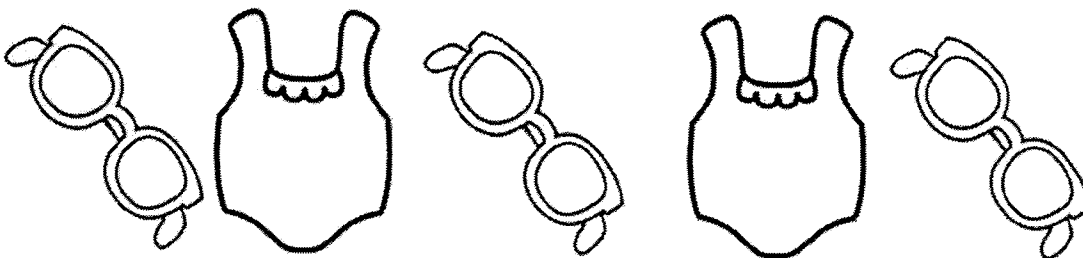

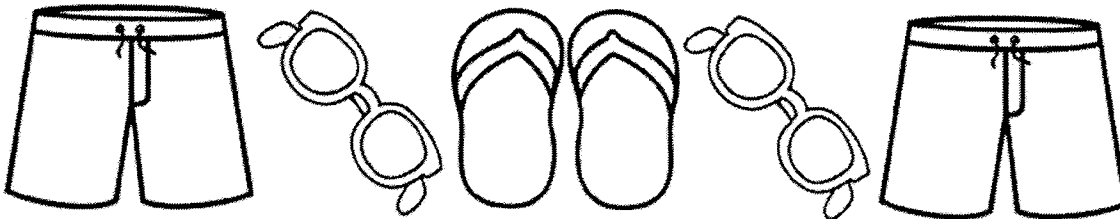




A vertical stack of 6 rectangular cubes is shown on the left. To its right is a cup of ice cream with a lid and a swirl of ice cream on top.

Name: _____







Patterns in the Sun

Directions: Cut and paste to complete the pattern.



Week 2: Day 2


© Annie Moffatt @ The Moffatt Girls



Name: _____

Summer Sports Numbers

Directions: Write the missing numbers 1-20.




1				5
	7		9	
		13		
16				

Before and After


Directions: Write the numbers that come before and after.

____ 3 ____
____ 9 ____
____ 16 ____
____ 7 ____



____ 2 ____
____ 12 ____
____ 19 ____
____ 5 ____

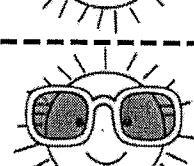









Name: _____



Sunny Summer Addition

Directions: Cut out the suns and use them to help you solve the addition problems.

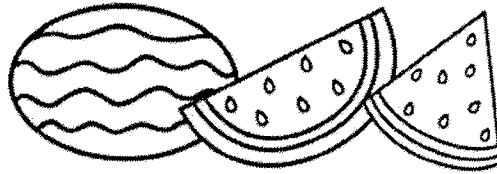
$\begin{array}{r} 7 \\ + 3 \\ \hline \end{array}$	$\begin{array}{r} 4 \\ + 2 \\ \hline \end{array}$	$\begin{array}{r} 9 \\ + 1 \\ \hline \end{array}$	$\begin{array}{r} 5 \\ + 5 \\ \hline \end{array}$
$\begin{array}{r} 3 \\ + 5 \\ \hline \end{array}$	$\begin{array}{r} 8 \\ + 1 \\ \hline \end{array}$	$\begin{array}{r} 4 \\ + 4 \\ \hline \end{array}$	$\begin{array}{r} 3 \\ + 6 \\ \hline \end{array}$
$\begin{array}{r} 2 \\ + 5 \\ \hline \end{array}$	$\begin{array}{r} 6 \\ + 2 \\ \hline \end{array}$	$\begin{array}{r} 4 \\ + 3 \\ \hline \end{array}$	$\begin{array}{r} 8 \\ + 2 \\ \hline \end{array}$












Name: _____


Subtraction to 10

Directions: Look at the pictures.
Write a number sentence that matches.



<p>A.</p>  <input type="text"/> - <input type="text"/> = <input type="text"/>	<p>B.</p>  <input type="text"/> - <input type="text"/> = <input type="text"/>	<p>C.</p>  <input type="text"/> - <input type="text"/> = <input type="text"/>
<p>D.</p>  <input type="text"/> - <input type="text"/> = <input type="text"/>	<p>E.</p>  <input type="text"/> - <input type="text"/> = <input type="text"/>	<p>F.</p>  <input type="text"/> - <input type="text"/> = <input type="text"/>
<p>G.</p>  <input type="text"/> - <input type="text"/> = <input type="text"/>	<p>H.</p>  <input type="text"/> - <input type="text"/> = <input type="text"/>	<p>I.</p>  <input type="text"/> - <input type="text"/> = <input type="text"/>

Name: _____

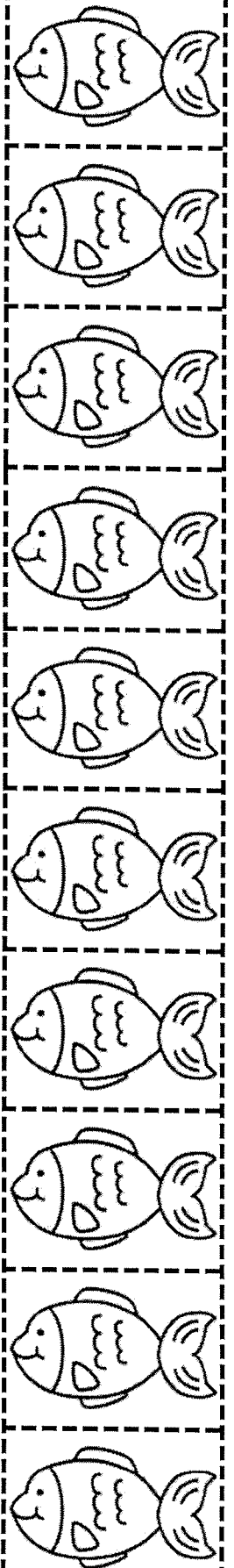


Fishy Fun Subtraction

Directions: Cut out the fish.

Use them to help you solve the subtraction problems.

$\begin{array}{r} 6 \\ - 3 \\ \hline \end{array}$	$\begin{array}{r} 4 \\ - 2 \\ \hline \end{array}$	$\begin{array}{r} 8 \\ - 1 \\ \hline \end{array}$	$\begin{array}{r} 10 \\ - 3 \\ \hline \end{array}$
$\begin{array}{r} 5 \\ - 3 \\ \hline \end{array}$	$\begin{array}{r} 7 \\ - 1 \\ \hline \end{array}$	$\begin{array}{r} 4 \\ - 4 \\ \hline \end{array}$	$\begin{array}{r} 9 \\ - 6 \\ \hline \end{array}$
$\begin{array}{r} 10 \\ - 5 \\ \hline \end{array}$	$\begin{array}{r} 6 \\ - 2 \\ \hline \end{array}$	$\begin{array}{r} 4 \\ - 3 \\ \hline \end{array}$	$\begin{array}{r} 9 \\ - 2 \\ \hline \end{array}$



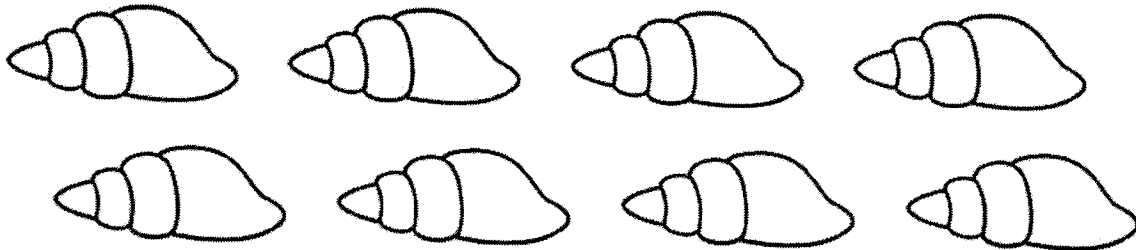


Name: _____



Summer Comparisons

Directions: Count each group. Write the number.



Directions: Color the correct answer.

1. Which group has **more**?



2. Which group has **less**?



3. Which group has **more**?



4. Which group has **less**?



5. Which group has **more**?



6. Which group has **less**?



© Annie Moffatt © The I