



*Dear Families,*

I am thrilled to continue working with your child this upcoming school year. He/she is the perfect fit for our Lower Elementary family. To prep for the start of the academic school year it is imperative that students continue to work throughout the summer.

Attached you will find their summer assignments. These assignments are due on the first day back to school and will be worth two grades in each subject.

*Reading/ Language Arts*

Book Assigned:


Junie B. Jones and Some Sneaky

Peeky Spying

By: Barbara Park

After reading the story complete the following:

- Chapter Comprehension Questions
- Book Report



*Math*

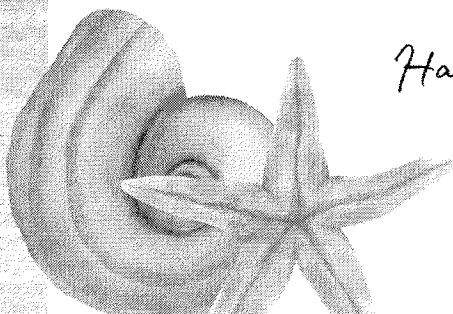

Review Packet

Students are to complete this review packet containing mostly already introduced material. Complete at his/ her own pace.

If you have any questions, feel free to reach me at [lissettegymbo@gmail.com](mailto:lissettegymbo@gmail.com) 786.287.2588

*Have a wonderful summer, and see you soon!*

*Mrs. Diaz*



Name: \_\_\_\_\_

## **Junie B. Jones and Some Sneaky Peeky Spying**

Chapters 1 - 3



1. What grade is Junie B. in?
  - a. Kindergarten
  - b. First Grade
  - c. Second Grade
  - d. Third Grade
  
2. Who is Mrs.?
  - a. Junie B.'s babysitter
  - b. Junie B.'s mother
  - c. Junie B.'s best friend
  - d. Junie B.'s teacher
  
3. When Junie B. scared her grandpa, where was she hiding?
  - a. behind a table
  - b. the hamper
  - c. under the bed
  - d. the closet
  
4. What did Junie B.'s mom want her to stop doing?  
\_\_\_\_\_  
\_\_\_\_\_
  
5. Junie B. want to know where Mrs. ...
  - a. worked.
  - b. lived.
  - c. shopped.
  - d. played.
  
6. What was Junie B.'s mom doing for Grandparents' Day?  
\_\_\_\_\_  
\_\_\_\_\_

Name: \_\_\_\_\_

## Junie B. Jones and Some Sneaky Peeky Spying

Vocabulary  
Chapters 1 - 3



Choose the correct definition for each underlined vocabulary word.


- The sneaky spy quietly watched the people in the park.
  - trained
  - skilled
  - tired
  - secretive
- Ian hollered down the hall and got in trouble by our teacher.
  - ran
  - sang
  - yelled
  - skipped
- My brother accidentally broke my neighbor's window when he was playing baseball.
  - by mistake
  - purposely
  - sadly
  - almost
- She was filled with curiosity when she saw the large box.
  - fear
  - excitement
  - wanting to know
  - happiness
- It is a mystery how socks go missing when they are placed in the wash.
  - worry
  - hard to explain
  - funny
  - surprise
- The grandmother couldn't stop bragging about her grandchild's report card.
  - dreaming about
  - talking about
  - thinking about
  - hearing about

Name: \_\_\_\_\_

# Junie B. Jones and Some Sneaky Peeky Spying

Chapters 1 - 3

This picture shows a scene from Chapter 1 of the book, *Junie B. Jones and Some Sneaky Peeky Spying*. Write a few sentences that tell who is in the picture, and describe what is happening.



---

---

---

---

---

---

---

---

Name: \_\_\_\_\_

## Junie B. Jones and Some Sneaky Peeky Spying

Chapters 4 - 6



1. Write one rule that Junie has to follow at the grocery store.

---

---

2. Who was with Mrs.?

- |                  |                           |
|------------------|---------------------------|
| <b>a.</b> a baby | <b>b.</b> a lady          |
| <b>c.</b> a man  | <b>d.</b> another student |

3. What terrible thing did Junie see Mrs. do at the grocery store?

---

---

4. Why didn't Junie want to tell the store guy about what Mrs. did?

- |                                  |  |
|----------------------------------|--|
| <b>a.</b> Junie would be lying.  | <b>b.</b> Junie would get in trouble for spying. |
| <b>c.</b> Mrs. might go to jail. | <b>d.</b> Mrs. wouldn't be allowed back.         |

5. Why did Junie think her head was going to explode?

---

---

6. Who did Junie end up telling her secret to?

- |                         |                       |
|-------------------------|-----------------------|
| <b>a.</b> the principal | <b>b.</b> her mother  |
| <b>c.</b> the store guy | <b>d.</b> her friends |

Name: \_\_\_\_\_

## Junie B. Jones and Some Sneaky Peeky Spying

Vocabulary  
Chapters 4 - 6



Match each vocabulary word from the story to the correct definition on the right. Write the letter on the line.

- |       |    |             |    |                        |
|-------|----|-------------|----|------------------------|
| _____ | 1. | yanks       | a. | talking loudly         |
| _____ | 2. | frown       | b. | took something quickly |
| _____ | 3. | hollering   | c. | twisting movements     |
| _____ | 4. | squirming   | d. | stopped being visible  |
| _____ | 5. | chuckle     | e. | a quick pull           |
| _____ | 6. | disappeared | f. | a sad face             |
| _____ | 7. | snatched    | g. | to laugh quietly       |

Name: \_\_\_\_\_

## Junie B. Jones and Some Sneaky Peeky Spying

Chapters 4 - 6

This picture shows a scene from Chapter 5 of the book, *Junie B. Jones and Some Sneaky Peeky Spying*. Write a few sentences that tell who is in the picture, and describe what is happening.



---

---

---

---

---

---

---

Name: \_\_\_\_\_

## **Junie B. Jones and Some Sneaky Peeky Spying**

**Chapters 7 - 8**



1. Junie hid when Mrs. came into the principal's office because she didn't want her to know that she...
  - a. called the police.
  - b. tattled on her.
  - c. went to her house.
  - d. got in a fight.
  
2. Why did Mrs. eat the grapes in the grocery store?  
\_\_\_\_\_  
\_\_\_\_\_  
\_\_\_\_\_
  
3. In the principal's office Junie let a second secret slip out about Mrs., what was it?
  - a. She did a smoochie.
  - b. She knows where she lives.
  - c. She ate grapes.
  - d. She has four children.
  
4. What special thing was happening when Junie got back to her classroom?
  - a. Parent's Day
  - b. school play practice
  - c. Grandparents' Day
  - d. snack time
  
5. In the end, Junie told her secrets about Mrs. to everybody, how did people react?
  - a. They were mad.
  - b. They cried.
  - c. They were scared.
  - d. They laughed.



Name: \_\_\_\_\_

## Junie B. Jones and Some Sneaky Peeky Spying

Vocabulary  
Chapters 7 - 8



Fill in the missing letters to create a word from the story. Then write the full word on the line. Be sure each word is spelled correctly.

1. \_\_\_\_ u l \_\_\_\_

**clue:** a big swallow

1. \_\_\_\_\_

2. s \_\_\_\_ u e \_\_\_\_ l \_\_\_\_ r

**clue:** someone who tells on a person for doing something wrong

2. \_\_\_\_\_

3. g r \_\_\_\_ a \_\_\_\_

**clue:** a sound someone makes when they're unhappy

3. \_\_\_\_\_

4. \_\_\_\_ c \_\_\_\_ f f \_\_\_\_ e

**clue:** a small fight

4. \_\_\_\_\_

5. \_\_\_\_ i s \_\_\_\_ a \_\_\_\_ e

**clue:** something that is not correct

5. \_\_\_\_\_

6. p \_\_\_\_ s i \_\_\_\_ i \_\_\_\_ e

**clue:** sure that something is true

6. \_\_\_\_\_

Name: \_\_\_\_\_

## Junie B. Jones and Some Sneaky Peeky Spying

### Whole Book Questions




Part 1: Choose the best answer for each question.

1. \_\_\_\_\_ What grade is Junie B. in?
  - a. Kindergarten
  - b. First Grade
  - c. Second Grade
  - d. Third Grade
  
2. \_\_\_\_\_ Who is Mrs.?
  - a. Junie's friend
  - b. Junie's babysitter
  - c. Junie's mother
  - d. Junie's teacher
  
3. \_\_\_\_\_ What did Junie's mother want her to stop doing?
  - a. yelling
  - b. crying
  - c. spying
  - d. complaining
  
4. \_\_\_\_\_ What special day was being celebrated at Junie's school?
  - a. Halloween
  - b. Grandparents' Day
  - c. Graduation Day
  - d. Valentine's Day
  
5. \_\_\_\_\_ What did Junie think that she saw Mrs. do at the grocery store?
  - a. lie to the manager
  - b. run down the aisle
  - c. steal grapes
  - d. spy on a friend
  
6. \_\_\_\_\_ Junie didn't tell her mother about what she saw Mrs. do because she would...
  - a. get in trouble for spying.
  - b. be sent to her room.
  - c. have to go home.
  - d. have to apologize.

Name: \_\_\_\_\_

## Junie B. Jones and Some Sneaky Peeky Spying Whole Book Questions



**Part 2: Tell whether each sentence is true or false. Write true or false on the line.**

7. \_\_\_\_\_ Junie thought her head was going to explode because she told a lie.
8. \_\_\_\_\_ Junie told her secret about Mrs. to the principal.
9. \_\_\_\_\_ Mrs. went to jail for what she did at the grocery store.
10. \_\_\_\_\_ Mrs. was with a man at the grocery store.
11. \_\_\_\_\_ Junie's mom baked cookies for her class' celebration.

**Part 3: Answer the questions below.**

12. Who did Junie scare the teeth out of? \_\_\_\_\_
13. Where do Junie and her mother go on Saturdays? \_\_\_\_\_
14. Why did Mrs. eat grapes at the grocery store?  
\_\_\_\_\_  
\_\_\_\_\_
15. In the end, what did everyone do when Junie blurted out her secrets about Mrs.?  
\_\_\_\_\_



# *My Book Report*

---

Title of the Book

---

Author of the Book

---

Student Name



# Book Overview

Title: \_\_\_\_\_

Author: \_\_\_\_\_

Genre: \_\_\_\_\_

Year Published: \_\_\_\_\_ Number of Pages: \_\_\_\_\_

Main Character: \_\_\_\_\_

Supporting Characters: \_\_\_\_\_

Main Events of the Book (3 Events)

Did you like the book? Give at least two reasons why you did or did not.

---

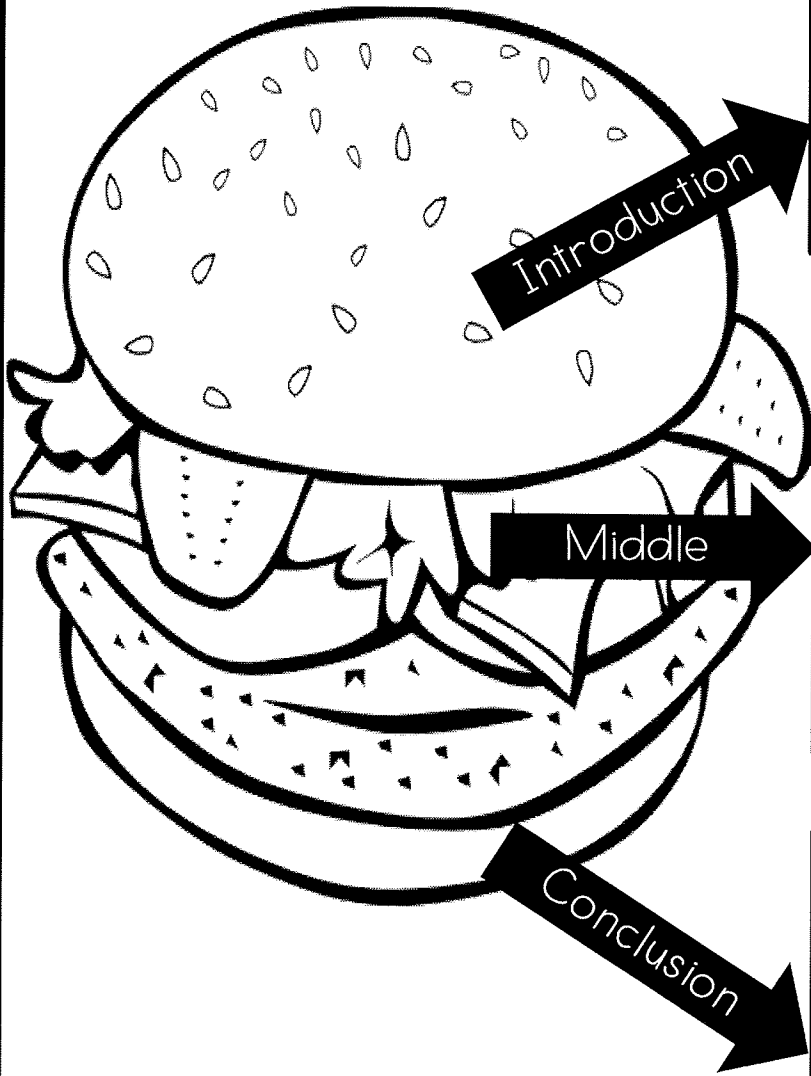
---

---

---

---

# Hamburger Outline




Blank rectangular box for the Introduction section.


Blank rectangular box for the Middle section.

Blank rectangular box for the Conclusion section.





# MATH



Name \_\_\_\_\_

Date \_\_\_\_\_

$$\begin{array}{r} 28 \\ + 58 \\ \hline \end{array}$$

$$\begin{array}{r} 23 \\ + 18 \\ \hline \end{array}$$

$$\begin{array}{r} 21 \\ + 69 \\ \hline \end{array}$$

$$\begin{array}{r} 65 \\ + 17 \\ \hline \end{array}$$

$$\begin{array}{r} 57 \\ + 17 \\ \hline \end{array}$$

$$\begin{array}{r} 69 \\ + 17 \\ \hline \end{array}$$

$$\begin{array}{r} 32 \\ + 18 \\ \hline \end{array}$$

$$\begin{array}{r} 15 \\ + 18 \\ \hline \end{array}$$

$$\begin{array}{r} 33 \\ + 37 \\ \hline \end{array}$$

$$\begin{array}{r} 29 \\ + 56 \\ \hline \end{array}$$

$$\begin{array}{r} 31 \\ + 39 \\ \hline \end{array}$$

$$\begin{array}{r} 19 \\ + 74 \\ \hline \end{array}$$

$$\begin{array}{r} 39 \\ + 16 \\ \hline \end{array}$$

$$\begin{array}{r} 24 \\ + 36 \\ \hline \end{array}$$

$$\begin{array}{r} 46 \\ + 49 \\ \hline \end{array}$$

$$\begin{array}{r} 58 \\ + 34 \\ \hline \end{array}$$

$$\begin{array}{r} 42 \\ + 49 \\ \hline \end{array}$$

$$\begin{array}{r} 78 \\ + 15 \\ \hline \end{array}$$

$$\begin{array}{r} 11 \\ + 39 \\ \hline \end{array}$$

$$\begin{array}{r} 11 \\ + 79 \\ \hline \end{array}$$

Name \_\_\_\_\_

Date \_\_\_\_\_

$$\begin{array}{r} 12 \\ + 68 \\ \hline \end{array}$$

$$\begin{array}{r} 13 \\ + 49 \\ \hline \end{array}$$

$$\begin{array}{r} 23 \\ + 69 \\ \hline \end{array}$$

$$\begin{array}{r} 11 \\ + 69 \\ \hline \end{array}$$

$$\begin{array}{r} 42 \\ + 49 \\ \hline \end{array}$$

$$\begin{array}{r} 55 \\ + 37 \\ \hline \end{array}$$

$$\begin{array}{r} 36 \\ + 25 \\ \hline \end{array}$$

$$\begin{array}{r} 76 \\ + 19 \\ \hline \end{array}$$

$$\begin{array}{r} 76 \\ + 15 \\ \hline \end{array}$$

$$\begin{array}{r} 35 \\ + 18 \\ \hline \end{array}$$

$$\begin{array}{r} 53 \\ + 39 \\ \hline \end{array}$$

$$\begin{array}{r} 13 \\ + 29 \\ \hline \end{array}$$

$$\begin{array}{r} 16 \\ + 28 \\ \hline \end{array}$$

$$\begin{array}{r} 16 \\ + 55 \\ \hline \end{array}$$

$$\begin{array}{r} 49 \\ + 45 \\ \hline \end{array}$$

$$\begin{array}{r} 24 \\ + 58 \\ \hline \end{array}$$

$$\begin{array}{r} 25 \\ + 16 \\ \hline \end{array}$$

$$\begin{array}{r} 12 \\ + 28 \\ \hline \end{array}$$

$$\begin{array}{r} 21 \\ + 19 \\ \hline \end{array}$$

$$\begin{array}{r} 13 \\ + 17 \\ \hline \end{array}$$

Name \_\_\_\_\_

Date \_\_\_\_\_

$$\begin{array}{r} 61 \\ - 15 \\ \hline \end{array}$$

$$\begin{array}{r} 96 \\ - 19 \\ \hline \end{array}$$

$$\begin{array}{r} 67 \\ - 29 \\ \hline \end{array}$$

$$\begin{array}{r} 41 \\ - 27 \\ \hline \end{array}$$

$$\begin{array}{r} 62 \\ - 39 \\ \hline \end{array}$$

$$\begin{array}{r} 74 \\ - 56 \\ \hline \end{array}$$

$$\begin{array}{r} 71 \\ - 16 \\ \hline \end{array}$$

$$\begin{array}{r} 94 \\ - 68 \\ \hline \end{array}$$

$$\begin{array}{r} 32 \\ - 16 \\ \hline \end{array}$$

$$\begin{array}{r} 90 \\ - 31 \\ \hline \end{array}$$

$$\begin{array}{r} 81 \\ - 62 \\ \hline \end{array}$$

$$\begin{array}{r} 98 \\ - 39 \\ \hline \end{array}$$

$$\begin{array}{r} 95 \\ - 36 \\ \hline \end{array}$$

$$\begin{array}{r} 52 \\ - 29 \\ \hline \end{array}$$

$$\begin{array}{r} 86 \\ - 48 \\ \hline \end{array}$$

$$\begin{array}{r} 54 \\ - 38 \\ \hline \end{array}$$

$$\begin{array}{r} 47 \\ - 19 \\ \hline \end{array}$$

$$\begin{array}{r} 64 \\ - 47 \\ \hline \end{array}$$

$$\begin{array}{r} 91 \\ - 69 \\ \hline \end{array}$$

$$\begin{array}{r} 93 \\ - 59 \\ \hline \end{array}$$

Name \_\_\_\_\_

Date \_\_\_\_\_

$$\begin{array}{r} 91 \\ - 76 \\ \hline \end{array}$$

$$\begin{array}{r} 54 \\ - 35 \\ \hline \end{array}$$

$$\begin{array}{r} 50 \\ - 25 \\ \hline \end{array}$$

$$\begin{array}{r} 32 \\ - 15 \\ \hline \end{array}$$

$$\begin{array}{r} 40 \\ - 18 \\ \hline \end{array}$$

$$\begin{array}{r} 92 \\ - 77 \\ \hline \end{array}$$

$$\begin{array}{r} 96 \\ - 19 \\ \hline \end{array}$$

$$\begin{array}{r} 52 \\ - 33 \\ \hline \end{array}$$

$$\begin{array}{r} 80 \\ - 49 \\ \hline \end{array}$$

$$\begin{array}{r} 83 \\ - 68 \\ \hline \end{array}$$

$$\begin{array}{r} 51 \\ - 15 \\ \hline \end{array}$$

$$\begin{array}{r} 73 \\ - 36 \\ \hline \end{array}$$

$$\begin{array}{r} 63 \\ - 35 \\ \hline \end{array}$$

$$\begin{array}{r} 90 \\ - 66 \\ \hline \end{array}$$

$$\begin{array}{r} 72 \\ - 37 \\ \hline \end{array}$$

$$\begin{array}{r} 71 \\ - 16 \\ \hline \end{array}$$

$$\begin{array}{r} 31 \\ - 13 \\ \hline \end{array}$$

$$\begin{array}{r} 60 \\ - 48 \\ \hline \end{array}$$

$$\begin{array}{r} 45 \\ - 17 \\ \hline \end{array}$$

$$\begin{array}{r} 76 \\ - 18 \\ \hline \end{array}$$

Name \_\_\_\_\_

Date \_\_\_\_\_

$$\begin{array}{r} 65 \\ - 48 \\ \hline \end{array}$$

$$\begin{array}{r} 61 \\ - 44 \\ \hline \end{array}$$

$$\begin{array}{r} 64 \\ - 36 \\ \hline \end{array}$$

$$\begin{array}{r} 75 \\ - 59 \\ \hline \end{array}$$

$$\begin{array}{r} 74 \\ - 48 \\ \hline \end{array}$$

$$\begin{array}{r} 81 \\ - 59 \\ \hline \end{array}$$

$$\begin{array}{r} 40 \\ - 23 \\ \hline \end{array}$$

$$\begin{array}{r} 95 \\ - 47 \\ \hline \end{array}$$

$$\begin{array}{r} 73 \\ - 29 \\ \hline \end{array}$$

$$\begin{array}{r} 91 \\ - 57 \\ \hline \end{array}$$

$$\begin{array}{r} 82 \\ - 15 \\ \hline \end{array}$$

$$\begin{array}{r} 86 \\ - 59 \\ \hline \end{array}$$

$$\begin{array}{r} 84 \\ - 45 \\ \hline \end{array}$$

$$\begin{array}{r} 53 \\ - 34 \\ \hline \end{array}$$

$$\begin{array}{r} 83 \\ - 66 \\ \hline \end{array}$$

$$\begin{array}{r} 50 \\ - 23 \\ \hline \end{array}$$

$$\begin{array}{r} 70 \\ - 35 \\ \hline \end{array}$$


$$\begin{array}{r} 41 \\ - 27 \\ \hline \end{array}$$

$$\begin{array}{r} 93 \\ - 57 \\ \hline \end{array}$$


$$\begin{array}{r} 43 \\ - 19 \\ \hline \end{array}$$

Name \_\_\_\_\_ Date \_\_\_\_\_

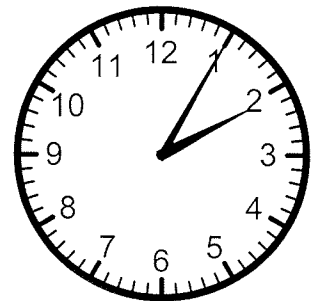
# What time is it?




\_\_\_\_\_




\_\_\_\_\_




\_\_\_\_\_




\_\_\_\_\_




\_\_\_\_\_




\_\_\_\_\_



\_\_\_\_\_




\_\_\_\_\_



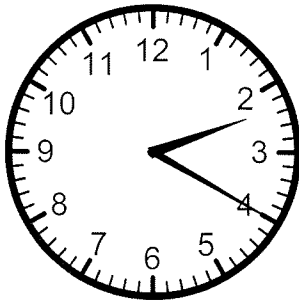
\_\_\_\_\_

Name \_\_\_\_\_ Date \_\_\_\_\_


# What time is it?




\_\_\_\_\_



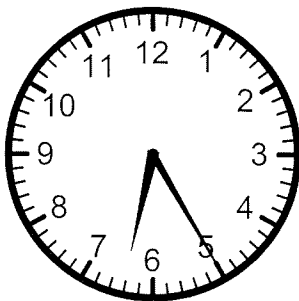
\_\_\_\_\_




\_\_\_\_\_




\_\_\_\_\_




\_\_\_\_\_




\_\_\_\_\_



\_\_\_\_\_



\_\_\_\_\_




\_\_\_\_\_




Name \_\_\_\_\_ Date \_\_\_\_\_


# What time is it?



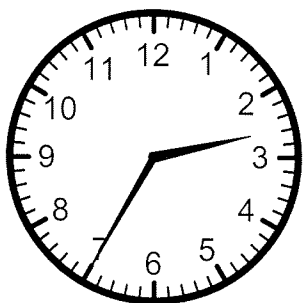
\_\_\_\_\_




\_\_\_\_\_




\_\_\_\_\_




\_\_\_\_\_




\_\_\_\_\_




\_\_\_\_\_



\_\_\_\_\_




\_\_\_\_\_




\_\_\_\_\_

Name \_\_\_\_\_ Date \_\_\_\_\_


# What time is it?




\_\_\_\_\_




\_\_\_\_\_




\_\_\_\_\_




\_\_\_\_\_




\_\_\_\_\_




\_\_\_\_\_



\_\_\_\_\_



\_\_\_\_\_



\_\_\_\_\_

Name \_\_\_\_\_ Date \_\_\_\_\_



\_\_\_\_\_



\_\_\_\_\_



\_\_\_\_\_



\_\_\_\_\_



\_\_\_\_\_



\_\_\_\_\_

Name \_\_\_\_\_

Date \_\_\_\_\_




\_\_\_\_\_

\_\_\_\_\_



\_\_\_\_\_




\_\_\_\_\_



\_\_\_\_\_



\_\_\_\_\_



Name \_\_\_\_\_ Date \_\_\_\_\_



\_\_\_\_\_



\_\_\_\_\_



\_\_\_\_\_



\_\_\_\_\_





\_\_\_\_\_



Name \_\_\_\_\_

Date \_\_\_\_\_



## Hundreds, tens & ones

---

Grade 2 Place Value Worksheet

*Example:*  $\underline{5}3 = \underline{\quad} 5 \text{ tens}$

Determine the value of the underlined digit.

1.  $\underline{6}15 = \underline{\hspace{2cm}}$       2.  $\underline{1}9 = \underline{\hspace{2cm}}$

3.  $2\underline{6}6 = \underline{\hspace{2cm}}$       4.  $\underline{7}0 = \underline{\hspace{2cm}}$

5.  $1\underline{4} = \underline{\hspace{2cm}}$       6.  $6\underline{9} = \underline{\hspace{2cm}}$

7.  $\underline{4}71 = \underline{\hspace{2cm}}$       8.  $3\underline{5} = \underline{\hspace{2cm}}$

9.  $\underline{4}94 = \underline{\hspace{2cm}}$       10.  $\underline{8}5 = \underline{\hspace{2cm}}$

11.  $\underline{9}0 = \underline{\hspace{2cm}}$       12.  $\underline{4}1 = \underline{\hspace{2cm}}$

13.  $7\underline{7}9 = \underline{\hspace{2cm}}$       14.  $\underline{8}1 = \underline{\hspace{2cm}}$

15.  $33\underline{0} = \underline{\hspace{2cm}}$       16.  $\underline{9}68 = \underline{\hspace{2cm}}$

## Hundreds, tens & ones

---

### Grade 2 Place Value Worksheet

*Example:* 53 = 5 tens

Determine the value of the underlined digit.

1. 463 = \_\_\_\_\_

2. 25 = \_\_\_\_\_

3. 882 = \_\_\_\_\_

4. 12 = \_\_\_\_\_

5. 939 = \_\_\_\_\_

6. 93 = \_\_\_\_\_

7. 301 = \_\_\_\_\_

8. 785 = \_\_\_\_\_

9. 50 = \_\_\_\_\_

10. 375 = \_\_\_\_\_

11. 65 = \_\_\_\_\_

12. 978 = \_\_\_\_\_

13. 80 = \_\_\_\_\_

14. 990 = \_\_\_\_\_

15. 836 = \_\_\_\_\_

16. 88 = \_\_\_\_\_



## Hundreds, tens & ones

### Grade 2 Place Value Worksheet

*Example:* 53 = 5 tens

Determine the value of the underlined digit.

1. 726 = \_\_\_\_\_

2. 18 = \_\_\_\_\_

3. 414 = \_\_\_\_\_

4. 91 = \_\_\_\_\_

5. 14 = \_\_\_\_\_

6. 798 = \_\_\_\_\_

7. 755 = \_\_\_\_\_

8. 631 = \_\_\_\_\_

9. 328 = \_\_\_\_\_

10. 45 = \_\_\_\_\_

11. 79 = \_\_\_\_\_

12. 19 = \_\_\_\_\_

13. 903 = \_\_\_\_\_

14. 90 = \_\_\_\_\_

15. 93 = \_\_\_\_\_

16. 996 = \_\_\_\_\_